






1100 DIESEL


POWERED BY KUBOTA




- 

KUBOTA DIESEL
3-CYLINDER
24,8 HP
72 NM
- 

DOWNHILL DESCENT CONTROL
- 

60KM/H
MAXIMUM SPEED
- 

800KG
TOWING CAPACITY
- 

500KG
MAXIMUM PAYLOAD

NEW LED LIGHTS



READY FOR HEAVY WORK



Kubota[®]

MADE IN JAPAN



21% MORE POWER
62% MORE TORQUE

FEATURES

- Kubota 24.8 HP, 3 cylinder DIESEL ENGINE
- 72 Nm
- 60 Km/h
- CVTech Variator (Made in Canada)
- Downhill Descent Control
- Selectable 2WD/4WD drive
- Front & rear locking differential
- Electronic Power Steering (EPS)
- Independent dual A-Arm suspension
- 3 person capacity
- ROPS certified Roll cage
- Towing Hitch Front & Rear
- 4500 lbs winch
- Roof kit
- Seatbelts
- Reverse beeper
- Steel side steps
- Large steel gas assisted cargo box with removable drop-down sides
- 500 kg payload
- 800 kg towing capacity
- Steel wheels with 26 inch 6-ply tyres



Seating for three



Large steel cargo box with removable drop-down sides



Rugged side steps




Roof Kit



4500 lbs Winch with Remote control



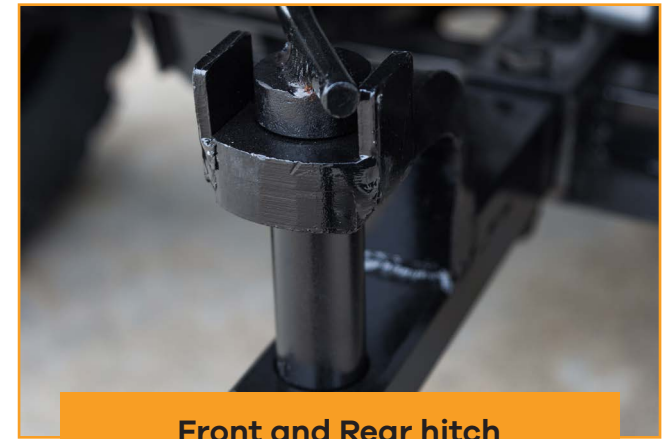
Full variable Windshield



Digital instrument panel



Front & rear locking differential



Front and Rear hitch

COLORS



WHITE



CAMO

SPECIFICATIONS

Engine:	24.8 HP, In Line 3 Cylinder, Kubota DIESEL D1105-E3B
Bore & Stroke:	78 x 78.4 mm
Compression Ratio:	24:1
Maximum Torque:	72 Nm @ 3000 rpm
Cooling:	Liquid Cooled
Starter System:	Electric
Battery:	12V / 45Ah
Transmission:	H/L/N/R, 2WD/4WD, Front & Rear Differential Lock, Downhill Descent Control
Clutch:	Automatic CVTech Constant Variable Transmission
Final Drive:	Shaft
Brakes:	4-Wheel Hydraulic Disc
Steering:	Electronic Power Steering (EPS)
Front Suspension:	Dual A-Arm Coil Over Shock
Rear Suspension:	Dual A-Arm Coil Over Shock / IRS
Tyres (front/rear):	26×9×14 / 26×11×14
Wheels (front/rear):	14×9 / 14×11, Steel
Dimensions:	3 018 / 1 520 / 1 905 mm (L/W/H)
Wheelbase:	1 930 mm
Ground Clearance:	240 mm
Dry Weight:	700 kg
Fuel Capacity:	35 L
Payload:	500 kg
Cargo box dimensions:	1 020 / 1 470 / 400 mm (L/W/H)
Towing Capacity:	800 kg
Headlights:	LED



Official Distributor

www.aspgroup.eu / www.aspshop.eu

ASP Group s.r.o. / Staroplzenecka 290 / 326 00 / Letkov / Czech Republic // Tel.: +420 378 21 21 21 / E-mail: info@aspgroup.cz

ACCESSORIES



Shark Universal Snow Plows

For efficient handling of snow, sand and other loose materials, strong and durable polyethylene or steel construction, extended height, spring-loaded, including adapter.



Heated Cabin

High quality cab with hot water heating, safety glass front window with wiper and washer, lockable doors with sliding windows, the best visibility in the industry. 2 variants available - without roof and including roof.



CAMSO UTV 4S1 Track System

All-season UTV track system, robust steel frame, superior flotation, low rolling resistance, low center of gravity, easy installation and removal, street legal.
MADE IN CANADA